



## Appendix B for Photographs of Test Setup\_EMC



Power Line Conducted Emission



Radiated Emission Below 1 GHz & Above 1 GHz






Voltage Fluctuations and Flicker




Electrostatic Discharge





RF Electromagnetic Field (80MHz to 1000MHz )




RF Electromagnetic Field (1000MHz to 6000MHz )





Fast Transients Common Mode




RF Common Mode (0.15 MHz to 80MHz)





Surges



Voltage Dips and Interruptions

